

WARNING! NEW ZEALAND OWNED



anchor wire
SINCE 1972



SERVING YOU SINCE 1972...

- 1972 Anchor Incorporated: Auckland, New Zealand
- 1996 Established Wiri manufacturing plant
- 2022 50 Years of Trusted Quality



- Eden Park
- Pitcairn Island
- Christmas Island
- Te Papa Museum
- North Harbour Stadium
- World Rowing Champs
- Devonport Naval Base
- Marsden Point Oil Refinery
- Wellington Regional Stadium (Coke Tin)
- Black Water Rafting Cave
- Waikato Hospital
- Playgrounds
- Motorways
- Stadiums
- Schools
- and much, much more!

...and the story continues...



An aerial photograph of a city harbor, likely Auckland, New Zealand. In the foreground, a large, modern, oval-shaped stadium with a green field and tiered seating is visible. The stadium is surrounded by urban development, including roads, parking lots, and various buildings. In the background, the harbor is filled with ships and boats, and the city skyline is visible on the hillsides.

FROM THE MASSIVE TO THE MINUTE

Anchor has been helping New Zealanders realise their construction dreams since 1972

- ✓ New Zealand Owned
- ✓ To New Zealand Standards
- ✓ In Stock - *right now!*
- ✓ Customised One-off Designs - *no worries*



WE COLOUR YOUR WORLD

With the entire range of Dulux powder coating colours to choose from, your creative potential is unlimited.

Dulux knows colour. Their range incorporates the most popular colours and fashion ranges. Dulux Registered Powder Coating Applicators have invested heavily in their business to guarantee performance and their compliance with Dulux's stringent standards of quality. Anchor only uses Dulux Powder Coatings on their products to ensure we supply you with the best possible solution.

Anchor products and Dulux Powder Coatings are a superior combination of quality and style.



TO THE HIGHEST STANDARD

Everything we manufacture is made in New Zealand in our Auckland factory under our ISO 9001 certification.

But it doesn't stop there. Our products strictly adhere to New Zealand standards and we GUARANTEE their quality. We are a member of Standards New Zealand and we stand behind everything we do - and have done so since 1972. Those who have chosen to specify Anchor products have never been let down.

Hot Dip Galvanised to AS/NZS 4680:2006
Dulux Powder Coated to AS 4506:2005



1972: THE JOURNEY BEGINS

Anchor Incorporated
Auckland, New Zealand



OVER 30 YEARS IN SERVICE AND STILL GOING STRONG

In 2016 the Navy finally had to replace their Anchor Panel Fence with a new one. While Anchor's panels had not succumbed to the weather, a naval battle or even the ravages of time, they were finally defeated by a ten tonne truck backing over them.

After giving such heroic service to the navy, we decided to have the panels tested to see just how well they had lasted. It turns out that, if the truck hadn't driven over them, they would most likely still be there in another 30 years, faithfully guarding the Navy's sports ground.

1989
AUCKLAND ZOO
Orangutan Enclosure
WWR Mesh
Enclosure

BLACK WATER RAFTING CO
Waitomo
Anchor Safety Fence
Internal Safety

1978
WORLD ROWING CHAMPIONSHIPS
Waikato
Anchor Security Fence
Perimeter Security

NZ ARMY MUSEUM
Waiouru
WWR Mesh
Reinforcing

1979
MARSDEN POINT OIL REFINERY EXPANSION
Northland
WWR Mesh
Reinforcing

1983
ST KENTIGERN COLLEGE
Auckland
Anchor Chainlink
Cricket Nets

1984
ROYAL NEW ZEALAND NAVY SPORTS COMPLEX
Devonport, Auckland
Anchor Panel Fence
Perimeter Security

1985
NGAMATEA STATION
Hawkes Bay
Anchor Farm Fence
Rural Fencing

HUNTLY POWER STATION
Waikato
WWR Mesh
Reinforcing

TE AROHA TOWN Flood Control, Thames
Anchor Panel Fence
Site Safety

2003
NZ SUGAR COMPANY
Auckland
Anchor Steel Mesh
Internal Security

2002
GOVERNMENT
Rotorua
Anchor Panel Fence
Perimeter Security

2000
LION NATHAN BREWERY
China
Anchor Panel Fence
Perimeter Security

1999
WELLINGTON REGIONAL STADIUM
Wellington
WWR Mesh
Reinforcing

1998
TE PAPA MUSEUM (MUSEUM OF NEW ZEALAND)
Wellington
Anchor Steel Mesh
Internal Storage

EDEN PARK WEST STAND
Auckland
WWR Mesh
Reinforcing

1995
GLADSTONE RD
Auckland
Anchor Special Panel
Site Safety

1994
WAIHI GOLD MINE
Waihi
Anchor Security Fence
Perimeter Security

1993
WESTERN MOTORWAY
Auckland
Anchor Motorway Panel
Transport Application

1990
AUCKLAND COMMONWEALTH GAMES
Auckland
Anchor Security Fence
Security Fence

WHANGAPARAOA COLLEGE
Auckland
Anchor Special Mesh
Perimeter Security

2005
HAMILTON DOMAIN
Hamilton
Anchor Panel Fence
Site Safety

ROTORUA INTERNATIONAL AIRPORT
Rotorua
Anchor Chainlink
Perimeter Security

SPLASH PLANET
Hastings
Anchor Security Fence
Internal Safety

2007
CRATERS OF THE MOON
Taupo
Anchor Security Fence
Perimeter Security

NORTHERN BUS WAY
Auckland
Anchor Panel Fence
Perimeter Security

HAURAKI DISTRICT COUNCIL
Auckland
Anchor Panel Fence
Site Safety

NEW WORLD
Dannevirke
Anchor Panel Fence
Perimeter Security

2008
WAIKATO STADIUM
Hamilton
Anchor Panel Fence
Perimeter Security

SH1 BYPASS HIGHWAY
Taupo
WWR Mesh
Reinforcing

HAURAKI DISTRICT COUNCIL
Auckland
Anchor Panel Fence
Perimeter Security

OPOTIKI DISTRICT COUNCIL
Opotiki, Bay of Plenty
Anchor Panel Fence
Cycle Way

WAIROA HIGH SCHOOL
Wairoa, Hawkes Bay
Anchor Panel Fence
Perimeter Security

GOODMAN SITE
Auckland
Anchor PVC Chainlink
Perimeter Security

2012
WAIKATO HOSPITAL
Hamilton
Anchor ASM Mesh
Carpark Security

TAUPIRI BYPASS
Waikato
Anchor Panel Fence
Site Safety

2011
KAITAIA HOSPITAL
Northland
Anchor Panel Fence
Perimeter Security

2011
INDUSTRIAL SITE
Helensville
Anchor Steel Mesh (Hot Dip Galv)
Site Safety

KAPI MANA SCHOOL
Wellington
Anchor Security Panels & Gates
Perimeter Security

2010
LLOYD ELSMORE PARK (ATHLETICS)
Auckland
Anchor Security Panels
Perimeter Security

MANUKAU RAIL STATION
Manukau
Anchor Panels
Perimeter Security

2009
INVERCARGILL CITY COUNCIL
Invercargill
Anchor Panel Fence
Perimeter Security

MT MANGANUI APARTMENTS
Mt Manganui, Bay of Plenty
Anchor Cambridge Panel
Perimeter Security

PUKEKURA PARK
New Plymouth
Anchor PVC Chainlink
Cricket Nets

2013
ROSEDALE PARK
North Harbour, Auckland
Anchor PVC Chainlink, Pipe, Gates
Softball Diamond

HOBSONVILLE POINT SCHOOL
Hobsonville, Auckland
Anchor Panel Fence
Perimeter Security

NEW TOWNSHIP
Karak, Auckland
Anchor Panel Fence
Perimeter Security

HURIKI ANGUS
Northland
Anchor Farm Fence
Farming

2014
PITCAIRN ISLAND WHARF
Pitcairn Island
Anchor WWR Mesh
Construction

2015
CHRISTMAS ISLAND
Christmas Island
Anchor Chainlink
Security

2016
WAITAKARURU SCHOOL
Thames
Anchor Cambridge Panels Hot
Dip Galvanised 1800mm
School Perimeter Fence

2017
ANCHOR TOUCH RUGBY TEAM
Auckland
Anchor Touch Shirt
Grant Fox awards the black shirt

2018
COBDEN SCHOOL GREYMOUTH
Anchor Windsor Panels
Perimeter Fencing



TRUSTED QUALITY FOR 45 YEARS

In 2017 Anchor celebrated 45 years of serving New Zealand businesses like yours. Over that time we have strived to offer the best quality New Zealand made products manufactured to the highest standards.

Anchor is Trusted Quality.

2019
TAHATAI COAST SCHOOL
Southland
Anchor Cambridge Panels
Perimeter Fencing

2019
NORTHLAND COLLEGE
Kaikohe
Anchor Windsor Panels
Sports Field Fencing

2018
WAIOURU ARMY MUSEUM
Anchor Playcentre Panels
Perimeter Fencing

2018
INDUSTRIAL SITE AUCKLAND
Anchor Windsor Sliding Gate
Security Fencing


2020
GORGE ROAD SCHOOL
Southland
Anchor Playcentre Panel
Perimeter Fencing



ANCHOR HAS EVERYTHING: RESIDENTIAL, COMMERCIAL, INDUSTRIAL

page 12

GATES AND FENCES



page 26

GATE AUTOMATION



page 30

SECURITY & SAFETY SOLUTIONS



page 38

MESH WWR & ASM



No matter what the job, Anchor can help you take it to the next level.

- Anchor Panel Fencing
- Anchor Tubular Fencing
- Anchor Gates
- Anchor Chainlink & Gates
- Anchor Pipes & Fittings



GATES AND FENCES



ANCHOR PANEL FENCING

PS1 Available

Anchor has a wide selection of Panel Fencing.

All are available in Hot Dip Galvanised or Dulux Powder Coated finish.

Anchor has been manufacturing quality products for over 40 years. Everything is treated post production to AS/NZS Standards for Galvanising and/or Powder Coating.

We can custom manufacture panels to suit your requirements.

GUARANTEED FOR 5 YEARS

All post caps, clips & fittings provided. Ground fittings excluded.

ANCHOR POOL PANEL



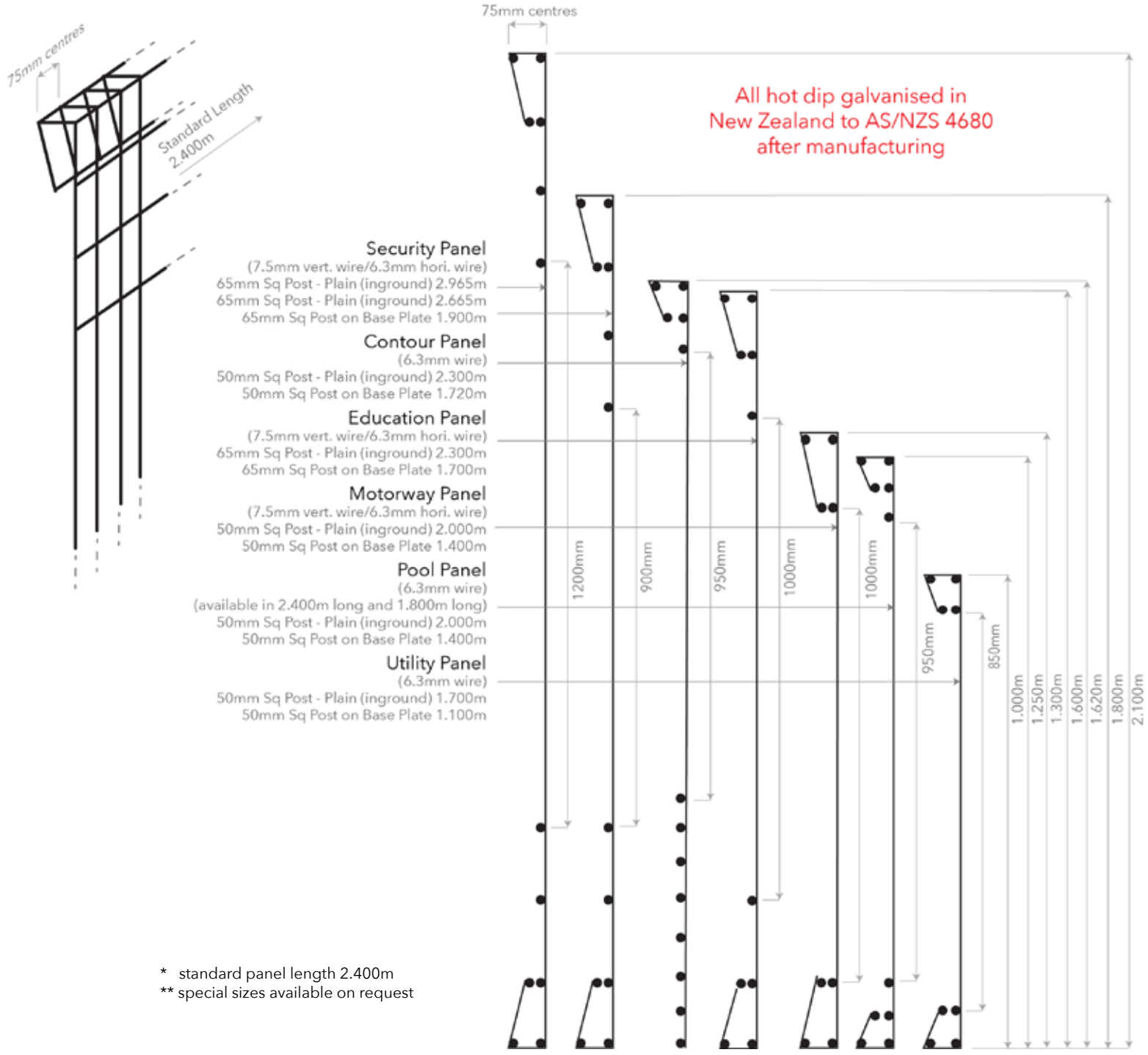
ANCHOR SECURITY PANEL



ANCHOR MOTORWAY PANEL



ANCHOR CONTOUR PANEL



* standard panel length 2.400m
** special sizes available on request

ANCHOR ROUND TUBULAR FENCING

Anchor has a wide selection of Round Tubular Fencing.

All are available in Hot Dip Galvanised or Dulux Powder Coated finish.

Anchor has been fencing New Zealand and the Pacific for over 40 years. Everything is treated post production to AS/NZS Standards for Galvanising and/or Powder Coating.

We can custom manufacture panels to suit your requirements.

GUARANTEED FOR 5 YEARS

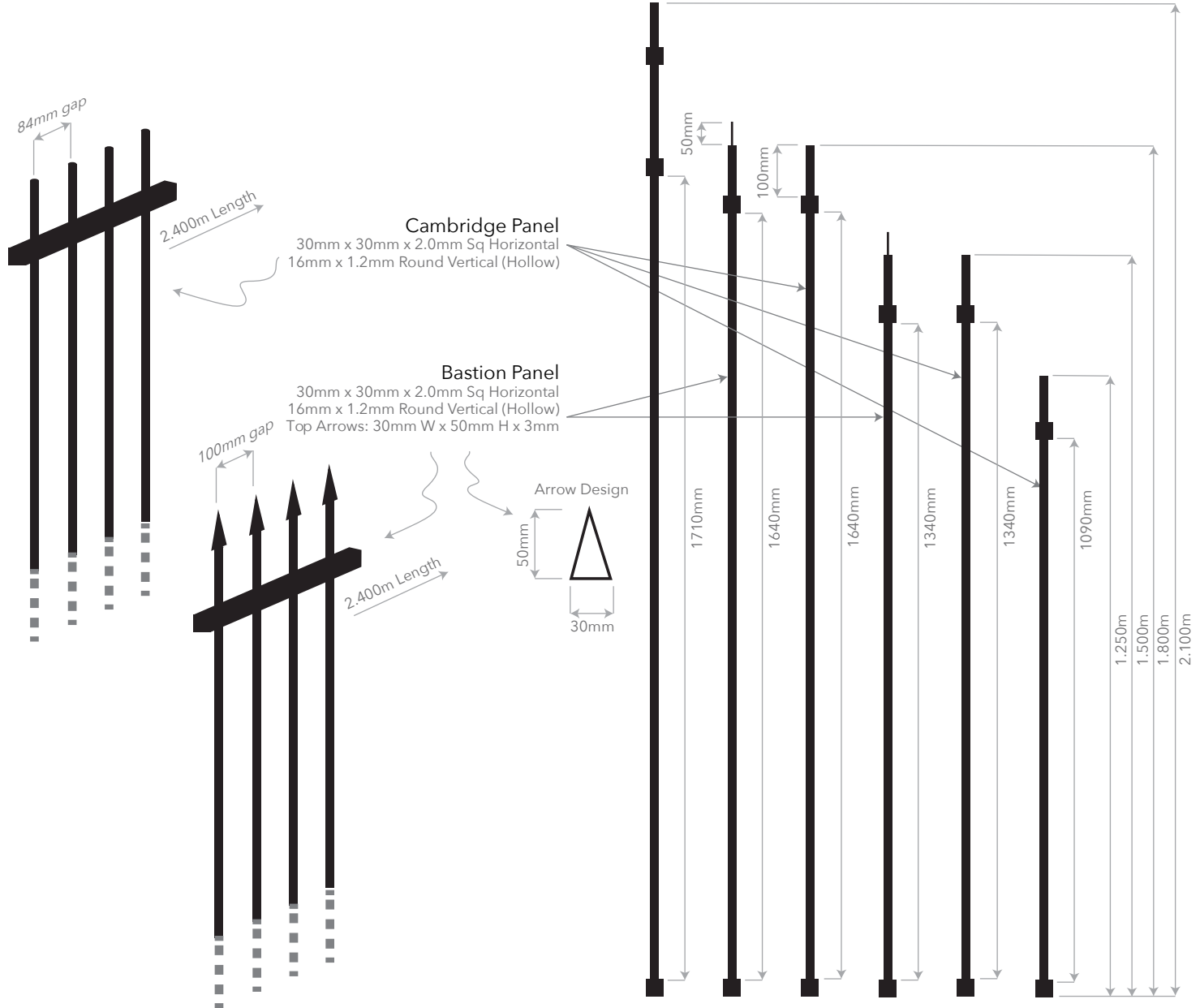
All post caps, brackets & fittings provided. Ground fittings excluded.

ANCHOR BASTION PANEL

CAMBRIDGE PANEL IN DULUX SALSA RED

CAMBRIDGE PANEL IN DULUX SATIN BLACK

BASTION PANEL HOT DIP GALVANISED



ANCHOR SQUARE TUBULAR FENCING

Anchor has a wide selection of Square Tubular Fencing.

All are available in Hot Dip Galvanised or Dulux Powder Coated finish.

Anchor has been fencing New Zealand and the Pacific for over 40 years. Everything is treated post production to AS/NZS Standards for Galvanising and/or Powder Coating.

We can custom manufacture panels to suit your requirements.

GUARANTEED FOR 5 YEARS

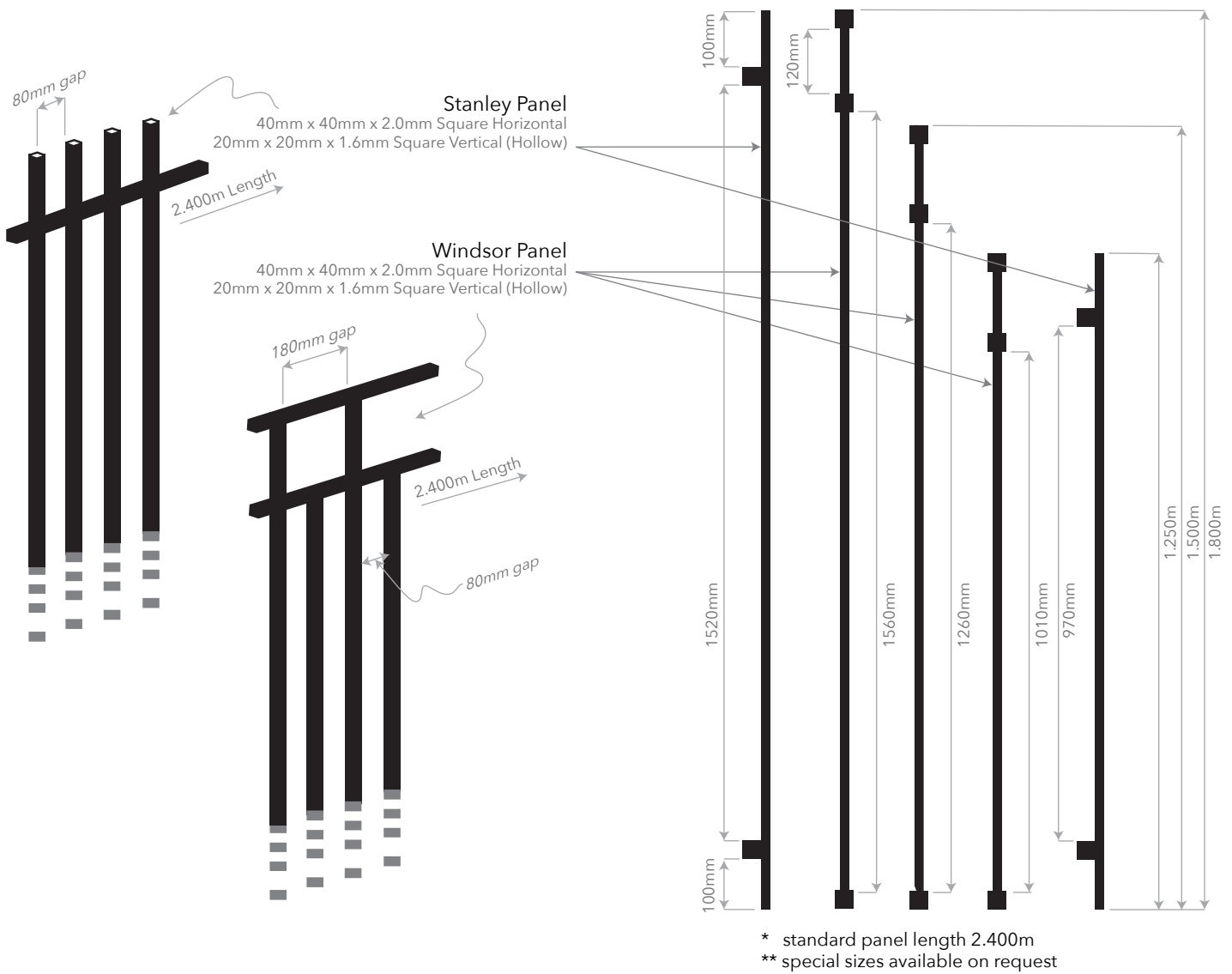
All post caps, brackets & fittings provided. Ground fittings excluded.

ANCHOR STANLEY PANEL

ANCHOR WINDSOR PANEL

WINDSOR PANEL BLACK POWDER COAT

STANLEY PANEL HOT DIP GALVANISED



ANCHOR GATES

Anchor has a wide selection of Gates (in stock or *custom made*) for industrial, commercial, security, educational and residential applications.

All are available in Hot Dip Galvanised or Dulux Powder Coated finish.

Anchor has been manufacturing quality products for over 40 years. Everything is treated post production to AS/NZS Standards for Galvanising and/or Powder Coating.

GUARANTEED FOR 5 YEARS

All gate fittings provided. Ground fittings excluded.

ANCHOR WINDSOR GATE



ANCHOR POOL PANEL & GATE



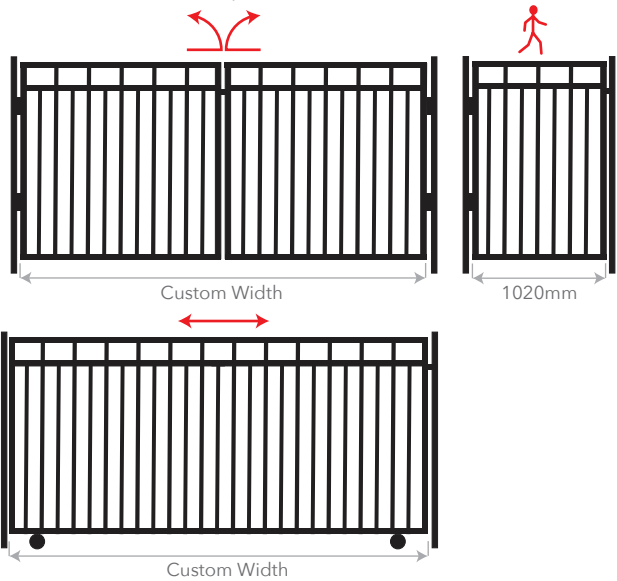
ANCHOR CAMBRIDGE GATE



CUSTOM GATE - CAN DO!

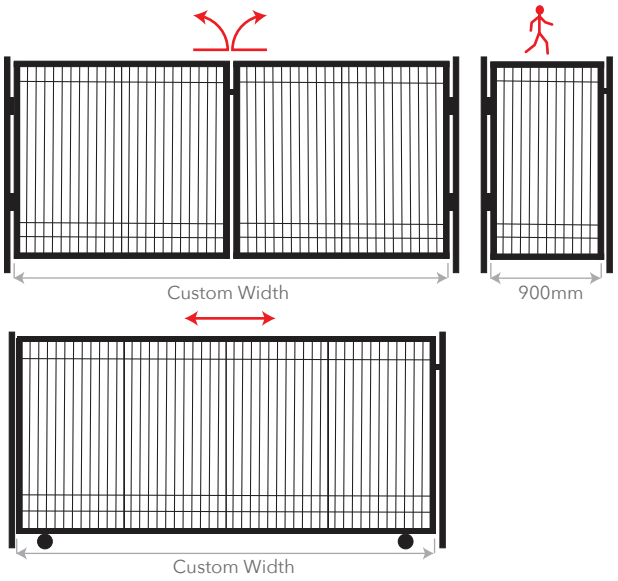
ANCHOR WINDSOR GATES

Square Tubular




ANCHOR PANEL GATES

Welded Wire



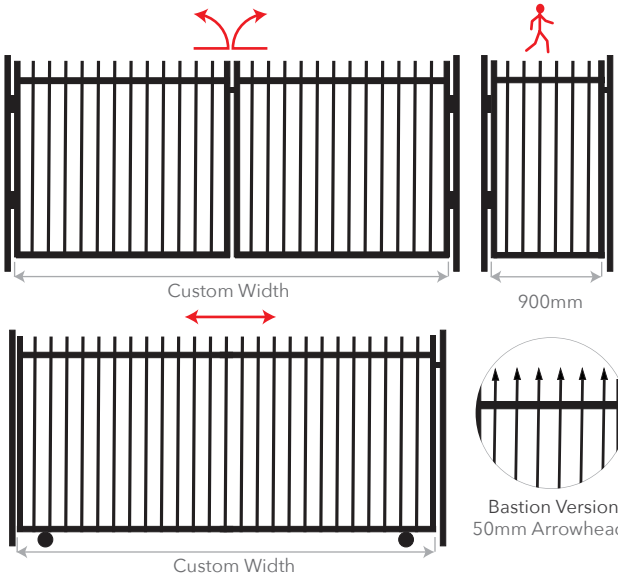
ANCHOR STANLEY GATES

Square Tubular



ANCHOR CAMBRIDGE/BASTION GATES

Round Tubular



WELDED WIRE GATES

Type	Height
Utility	1.0m
Motorway	1.2m
Pool/Vista	1.25m
Playcentre	1.5m
Safeguard	1.8m
Security	1.8m/2.1m

ROUND TUBULAR GATES

Type	Height
Cambridge	1.25m
Cambridge	1.5m
Cambridge	1.8m
Bastion	1.55m
Bastion	1.85m

SQUARE TUBULAR GATES

Type	Height
Windsor	1.25m
Windsor	1.5m
Windsor	1.8m
Stanley	1.25m
Stanley	1.8m

ANCHOR CHAINLINK FENCING & GATES

Anchor Chainlink is manufactured in New Zealand.

It is available either in Galvanised or PVC Coated. We stock the largest range of Galvanised Chainlink in New Zealand. Available for pick up today, or *can be custom made to suit your requirements*.

Anchor has been manufacturing quality products for over 40 years.

PUKAKURA PARK CRICKET NETS



ST PAUL'S COLLEGIATE



NORTH HARBOUR SOFTBALL DIAMOND



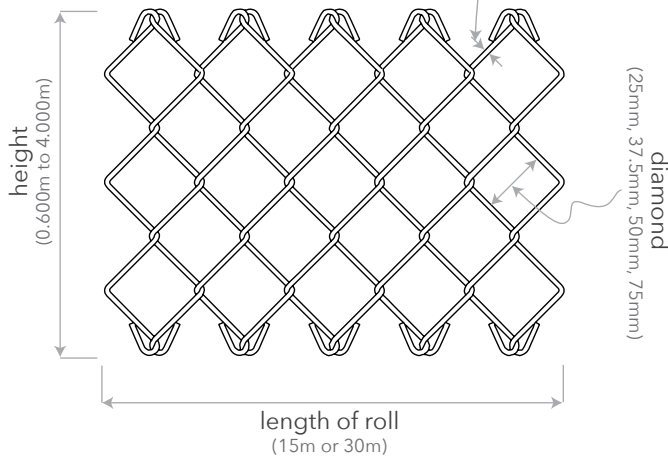
ST PETER'S COLLEGE



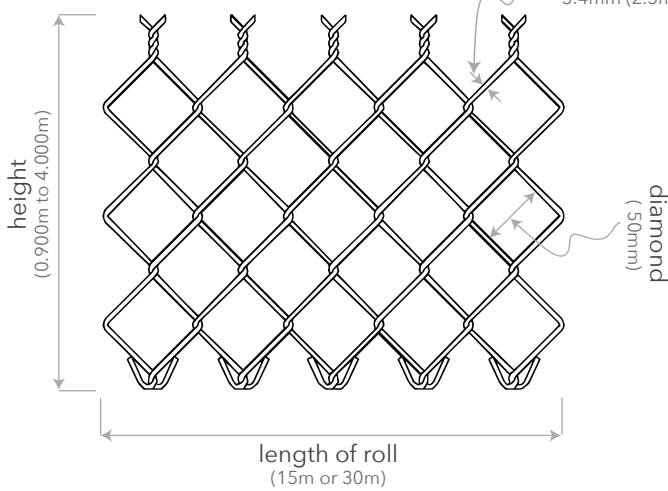
CHAINLINK SIZING

diamond x wire x height x length

Standard Chainlink Wire options
Galvanised: 2.5mm, 3.15mm
PVC Coated (green, black, orange):
3.0mm (2.2mm Galv Core orange only)
2.8mm (2mm Galv Core)
3.4mm (2.5mm Galv Core)



Barbed Top Chainlink wire options
Galvanised: 2.5mm, 3.15mm
PVC Coated (green, black, orange):
3.0mm (2.2mm Galv Core orange only)
2.8mm (2mm Galv Core)
3.4mm (2.5mm Galv Core)



GALVANISED STOCK SIZES

GALVANISED	height
50mm x 2.5mm (15m & 30m lengths)	0.600m
	0.750m
	0.900m
	1.200m
	1.500m
	1.800m
	2.000m
	2.100m
	2.400m
	2.700m
	3.000m

COMMON PVC SIZES

PVC COATED Black , Green, Orange	height
Black, Green 50mm x 2.8mm (2mm Galv Core)	0.600m
	0.750m
	0.900m
Orange 50mm x 3.0mm (2.2mm Galv Core) (15m & 30m lengths)	1.200m
	1.500m
	1.800m
Black, Green 50mm x 3.4mm (2.5mm Galv Core) (15m & 30m lengths)	1.800m
	2.100m
	2.200m
	2.400m

* special sizes of 25mm, 37.5mm & 75mm diamond available on request
** special heights and lengths available on request




Beautifully simple, Anchor Automation makes gate automation easy.

- Residential Driveway Gates
- Commercial Driveway Gates
- Swinging Gates
- Sliding Gates
- Cantilever Gates



GATE AUTOMATION



ANCHOR GATE AUTOMATION

Made in New Zealand & Italy

In conjunction with Downee, Anchor can provide you with a complete automation solution. We supply **custom designed and built gates** combined with a wide range of automation hardware. We also have a range of access entry technology, including colour touch panels, cameras and wireless systems.

We have sourced the finest automation components in the world and married them with our quality Anchor products to ensure you get the best solution possible.

No matter how large the gate, whether it is swinging, sliding or cantilever, we can meet any application's requirements.

SWING GATE AUTOMATION

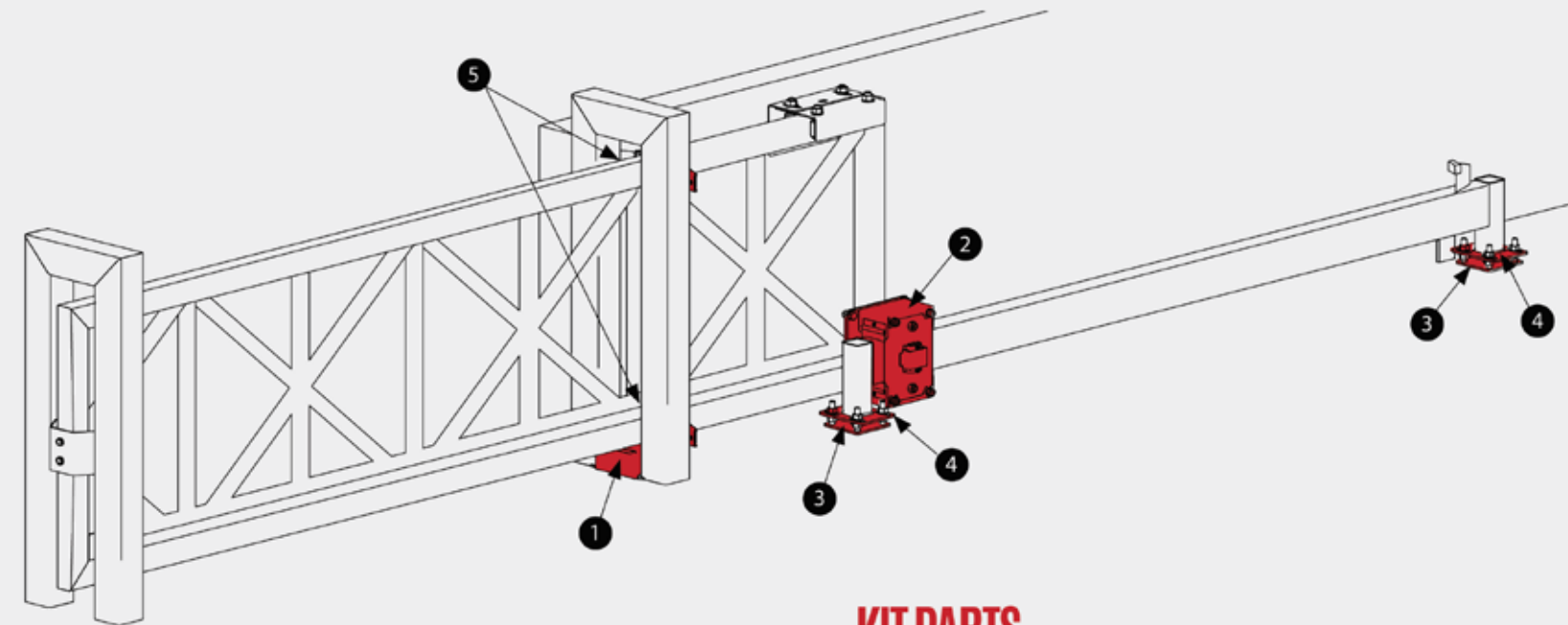


SLIDING GATE AUTOMATION

SLIDING CANTILEVER



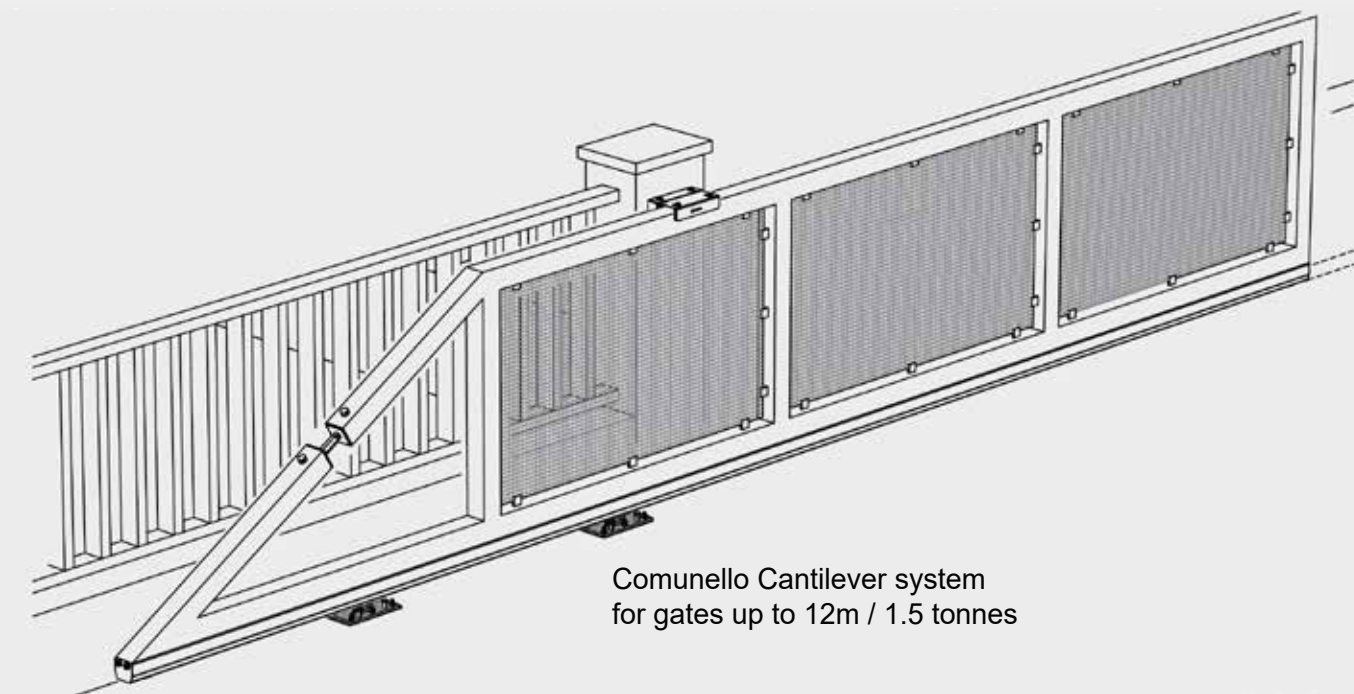
COLOUR TOUCH SCREEN



The Guardian End Rail Cantilever system is the best choice for gates over 12m. The fully enclosed roller assemblies are a safer choice than exposed roller systems.

KIT PARTS


- | | |
|------------------------|---------------------------|
| 1 Base Roller Assembly | 4 Tail Adjuster Plate |
| 2 Tail Roller Assembly | 5 Adjustable Guide Roller |
| 3 Tail Mount Plate | |



Comunello Cantilever system
for gates up to 12m / 1.5 tonnes

We have a solution that meets your every safety need - and more.

- Anchor Secure Zone Panels
- Anchor Secure Zone Gates
- Anchor Secure Zone Posts
- Anchor ASM 358



SECURITY & SAFETY SOLUTIONS



ANCHOR SECURE ZONE

Anchor Secure Zone Solutions provide you with peace of mind: ensuring your people are kept safe and your plant remains operational by reducing accidents.

Regardless of your site (i.e. a quarry, timber mill or logistics facility) *we can customise a solution to meet your exacting Occupational Health and Safety needs.* We have the in-house expertise to engineer the right system for you - *potentially saving you thousands.*

Anchor has been manufacturing quality products for over 40 years. Everything is treated post production to AS Standards with Dulux Powder Coating.

*All post caps, fittings & standard gate hardware provided.
Ground fittings excluded.*



ANCHOR SECURE ZONE POST BASE PLATE




ANCHOR SECURE ZONE PANEL



ANCHOR SECURE ZONE POST



ANCHOR SECURE ZONE GATE



*special panel and gate sizes available on request

ANCHOR ASM 358

Anchor ASM 358 Anti-Climb Mesh provides maximum security. It is extremely difficult to climb or penetrate using normal hand tools and yet has a minimal visual impact on the surrounds.

Safety applications can benefit from the extremely small apertures.

Regardless of your site (i.e. a quarry, timber mill or logistics facility) *we can customise a solution to meet your exacting Occupational Health and Safety needs.* We have the in-house expertise to engineer the right system for you - *potentially saving you thousands.*

Anchor ASM 358 is supplied using the superior Bezinal 2000 galvanised wire.

Powder coated product is treated post production to AS Standards with Dulux Powder Coating..



ANCHOR ASM 358 MESH

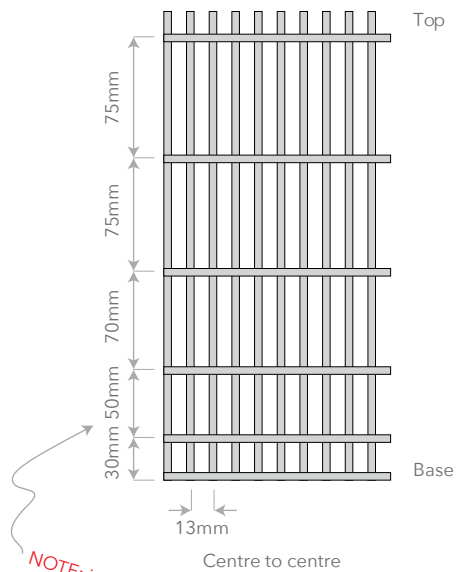
ANCHOR ASM 358 PANELS

CUSTOM SIZES AVAILABLE

SECURE FENCING SOLUTIONS



358 MESH SIZING



NOTE: increased security at base of sheet.

358 MESH PROPERTIES

Sheet Size	1.200m width x 2.400m height
Mesh Design	4.00mm wire, resistance welded at each intersection. Line wires positioned at 75mm centres. Cross wires positioned at 13mm centres.
Welding	Resistance welded in compliance with the requirements of AS2423-2002
Mesh Aperture	71mm x 9mm
Tolerances	Sheet Width +/- 2mm Sheet Length +/- 2mm Mesh Aperture +/- 0.5mm Wire Diameter +/- 0.08mm
Wire	Bezinal 2000 - 4.00mm zinc alloy coated wire. 95% zinc 5% aluminium wire. Tolerance +/- 0.08mm
Wire Coating Mass	Zinc Aluminium coating to AS/NZS4534 Class W10D Minimum Coating Mass - 260 g/m2 Average Coating Mass - 300 g/m2
Tensile Strength	Ultimate Tensile Strength 500-625 MPA Average Tensile Strength 560 MPA
Weld Shear Strength	Exceeds requirements specified in AS2423-2002

*special sizes available on request

Peckish?

Feeling a bit peckish? Like to experience some of the best home cooking anywhere? After repeated requests by clients, who have experienced first-hand our mum's superb culinary skills, we are releasing her recipes and cooking secrets to the world. They are now live on our website with easy-to-follow instructions so you too can experience some of the yummiest food around. See the Anchor Galley section of our website for more details.



anchor galley

anchorwire.co.nz/galley



Whether you're building a stadium, an oil refinery or a rack, Anchor can mesh it.

- Anchor Welded Wire Reinforcing Mesh
- Anchor Racking Mesh
- Anchor Steel Mesh
- Anchor Nursery Mesh



MESH WWR & ASM



ANCHOR WWR MESH

Anchor produces New Zealand’s widest ranges of Welded Wire Reinforcing (“WWR”) under ISO 9001.

We are a founding member of the WWR Marketing Development Alliance.

We have been exporting Anchor WWR throughout the Pacific Basin and the United States and its Pacific Territories since the 1970’s.

Nationally, Anchor has supplied major sites such as Marsden Point Oil Refinery, the Sky Tower and Wellington Regional Stadium (the Cake Tin).


We can custom manufacture to suit your requirements.

ANCHOR DUCTILE SE62

SKY TOWER

WELLINGTON REGIONAL STADIUM

WWR 661 HOT DIP GALVANISED



ANCHOR WWR MESH

CODE	wire size	spacing (mm)	length x width	finish
Standard 66 Mesh			Nett cover 7.525m², Gross Area 9.03m²	
WWR661/295	7.5mm	150 x 150	4.560 x 1.980	Black
WWR663/212	6.3mm	150 x 150	4.560 x 1.980	Black
WWR665/147	5.3mm	150 x 150	4.560 x 1.980	Black
WWR668/84	4.0mm	150 x 150	4.560 x 1.980	Black
WWR665/147GALV	5.3mm	150 x 150	4.560 x 1.980	Hot Dip Galv
WWR668/84GALV	4.0mm	150 x 150	4.560 x 1.980	Hot Dip Galv
15 Square Meter			Nett cover 12.76m², Gross Area 15m²	
WWR663/21215	6.3mm	150 x 150	6.150 x 2.440	Black
WWR665/14715	5.3mm	150 x 150	6.150 x 2.440	Black
WWR668/8415	4.0mm	150 x 150	6.150 x 2.440	Black
Double Edge Mesh			Nett Cover 10.08², Gross Area 10.78m²	
WWRDE5/147	7.5mm RIB	300 x 300	4.900 x 2.200	Black
WWRDE8/84	5.6mm RIB	300 x 300	4.900 x 2.200	Black
Barmesh			Nett cover 13.86m², Gross Area 16.56m²	
WWRBARMESH5/147	7.5mm RIB	300 x 300	6.900 x 2.400	Black
Standard 33 mesh			Gross Area 9.579m²	
WWR333/415	6.3mm	75 x 75	4.650 x 2.060	Black
WWR335/295	5.3mm	75 x 75	4.650 x 2.060	Black
WWR338/167	4.0mm	75 x 75	4.650 x 2.060	Black
WWR335/295GALV	5.3mm	75 x 75	4.650 x 2.060	Hot Dip Galv
WWR338/167GALV	4.0mm	75 x 75	4.650 x 2.060	Hot Dip Galv

*special sizes available on request

ANCHOR DUCTILE MESH & REBAR

Anchor produces New Zealand’s widest ranges of Ductile Mesh under ISO 9001.

Anchor ductile mesh is independently tested by SGS & Certified by BSI.



We are a founding member of the WWR Marketing Development Alliance.

Nationally, Anchor has supplied major sites such as Marsden Point Oil Refinery, the Sky Tower and Wellington Regional Stadium (the Cake Tin).



ANCHOR DUCTILE SE62




WELLINGTON REGIONAL STADIUM



SKY TOWER



ANCHOR REINFORCING BAR/ROD



ANCHOR DUCTILE MESH

CODE	wire size	spacing (mm)	length x width	finish
Nett cover 7.262m ² , Gross Area 9.495m ²				
WWRSE62SML	6.1mm	200 x 200	4500 x 2110	Black
Nett cover 8.312m ² , Gross Area 10.797m ²				
WWRSE62RES	6.1mm	200 x 200	5100 x 2110	Black
Nett cover 11.932m ² , Gross Area 14.729m ²				
WWRSE62LARGE	6.1mm	200 x 200	5900 x 2510	Black
Nett cover 10.432m ² , Gross Area 13.167m ²				
WWRSE72	7.0mm	200 x 200	5700 x 2310	Black
WWRSE82	8.0mm	200 x 200	5700 x 2310	Black
WWRSE92	9.0mm	200 x 200	5700 x 2310	Black

ANCHOR REINFORCING BAR/ROD

CODE	Bar Size	Grade/MPA	Elongation	Length	Number/Bundle	Weight/Bundle
ACSTROD12	12mm	300	15%	6000mm	250	1332kg
ACSTROD16	16mm	300	15%	6000mm	211	1998kg
ACSTROD20	20mm	300	15%	6000mm	135	1998kg
ACSTRODH12	12mm	500	10%	6000mm	250	1332kg
ACSTRODH16	16mm	500	10%	6000mm	211	1998kg
ACSTRODH20	20mm	500	10%	6000mm	135	1998kg


ANCHOR ASM MESH

We produce New Zealand’s widest range of Steel Mesh (“ASM”) under ISO 9001..

Our sheets are square, accurate and welded to standard. Offered in ungalvanised Black Steel or Hot Dip Galvanised.

Available in stock today!

ANCHOR STEEL MESH



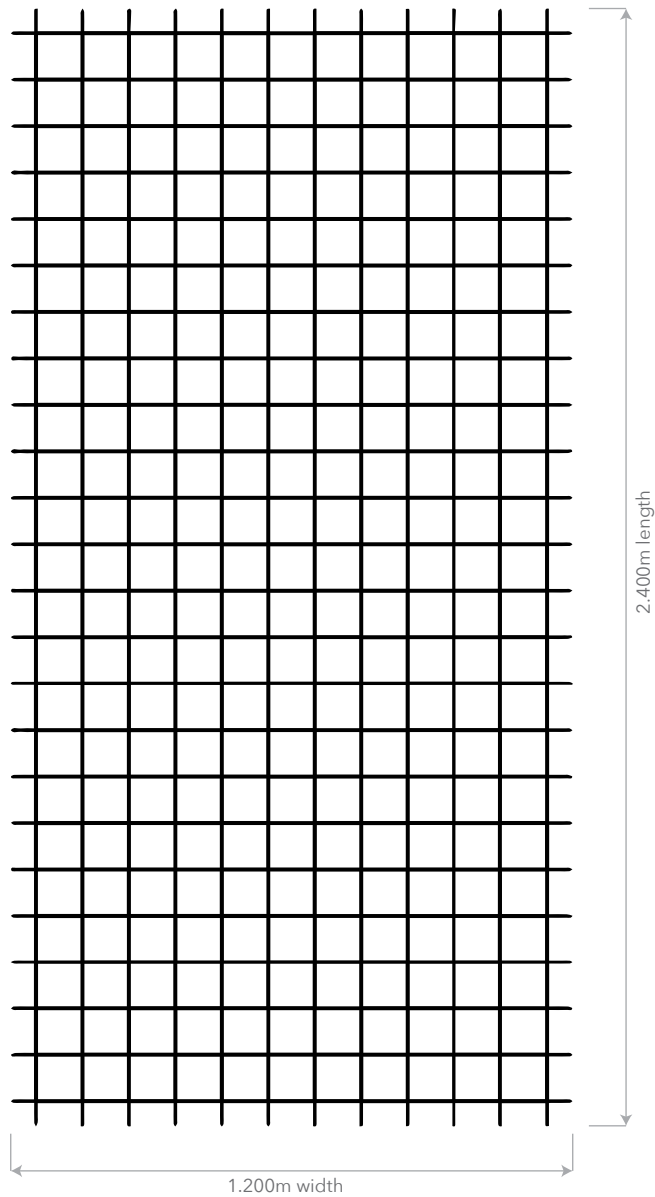
WAIKATO HOSPITAL



CONVEYOR BELT



GABION BASKET



ANCHOR ASM MESH

CODE	wire size	spacing (mm)	length x width	finish
ASM228LB	4.0mm	50 x 50	2.400 x 1.200	Black
ASM228LHD	4.0mm	50 x 50	2.400 x 1.200	Hot Dip Galv
ASM225LB	5.3mm	50 x 50	2.400 x 1.200	Black
ASM225LHD	5.3mm	50 x 50	2.400 x 1.200	Hot Dip Galv

ASM338LB	4.0mm	75 x 75	2.400 x 1.200	Black
ASM338LHD	4.0mm	75 x 75	2.400 x 1.200	Hot Dip Galv
ASM335LB	5.3mm	75 x 75	2.400 x 1.200	Black
ASM335LHD	5.3mm	75 x 75	2.400 x 1.200	Hot Dip Galv

ASM448LB	4.0mm	100 x 100	2.400 x 1.200	Black
ASM448LHD	4.0mm	100 x 100	2.400 x 1.200	Hot Dip Galv
ASM445LB	5.3mm	100 x 100	2.400 x 1.200	Black
ASM445LHD	5.3mm	100 x 100	2.400 x 1.200	Hot Dip Galv

*special sizes available on request

Anchor Wire has been serving you, your family, and community since 1972...

Contact us today for more information:

Tel: +64-9-2666 666

Fax: +64-9-2662 992

Email: info@anchorwire.co.nz

Web: www.anchorwire.co.nz

PO Box 97-855
Manukau 2241
Auckland, New Zealand

131 Kerrs Road
Auckland, New Zealand

